

Float = March in a straight line from point A to point B. All steps MUST be the same length.

Follow The Leader drills will use a 22 1/2" step and all steps MUST be that size, including first and last.

Drill Chart Interpretation

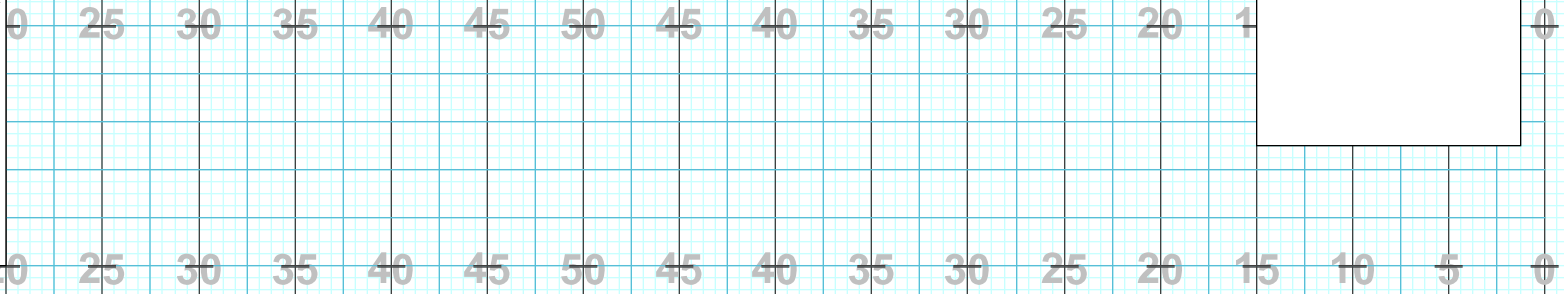
The drill chart you are viewing will have the instructions on it for how to arrive at that set from the previous set.

Instrument List

f = Flute
 c = Clarinet
 a = Alto Sax
 n = Tenor Sax
 i = Bari Sax
 t = Trumpet
 h = French Horn
 r = Trombone
 b = Baritone
 o = Tuba
 = Cymbals
 ♯ = Quads
 [= Snare Drums
 (= Bass Drums
 \ = Flags
 g = Rifles
 p = Alternates

Set 1

Opening Set of Show



Teaching Tips, Field Lining Guides, and a Fundamentals Program are available at www.jerichoshowdesign.com in the Directors Only area. There is also a free arrangement of The Star Spangled Banner.

1	f	21	o	14	b	=	[[((
2	f	12	b	15	t	22	23	24	25	26
3	f	13	b	16	t					
4	f	11	e	17	t					
5	f	10	a	18	t					
6	c	9	a	19	t					
7	c	8	c	20	h	\	\	\	\	
						27	28	29	30	

Director Viewpoint

Director Viewpoint

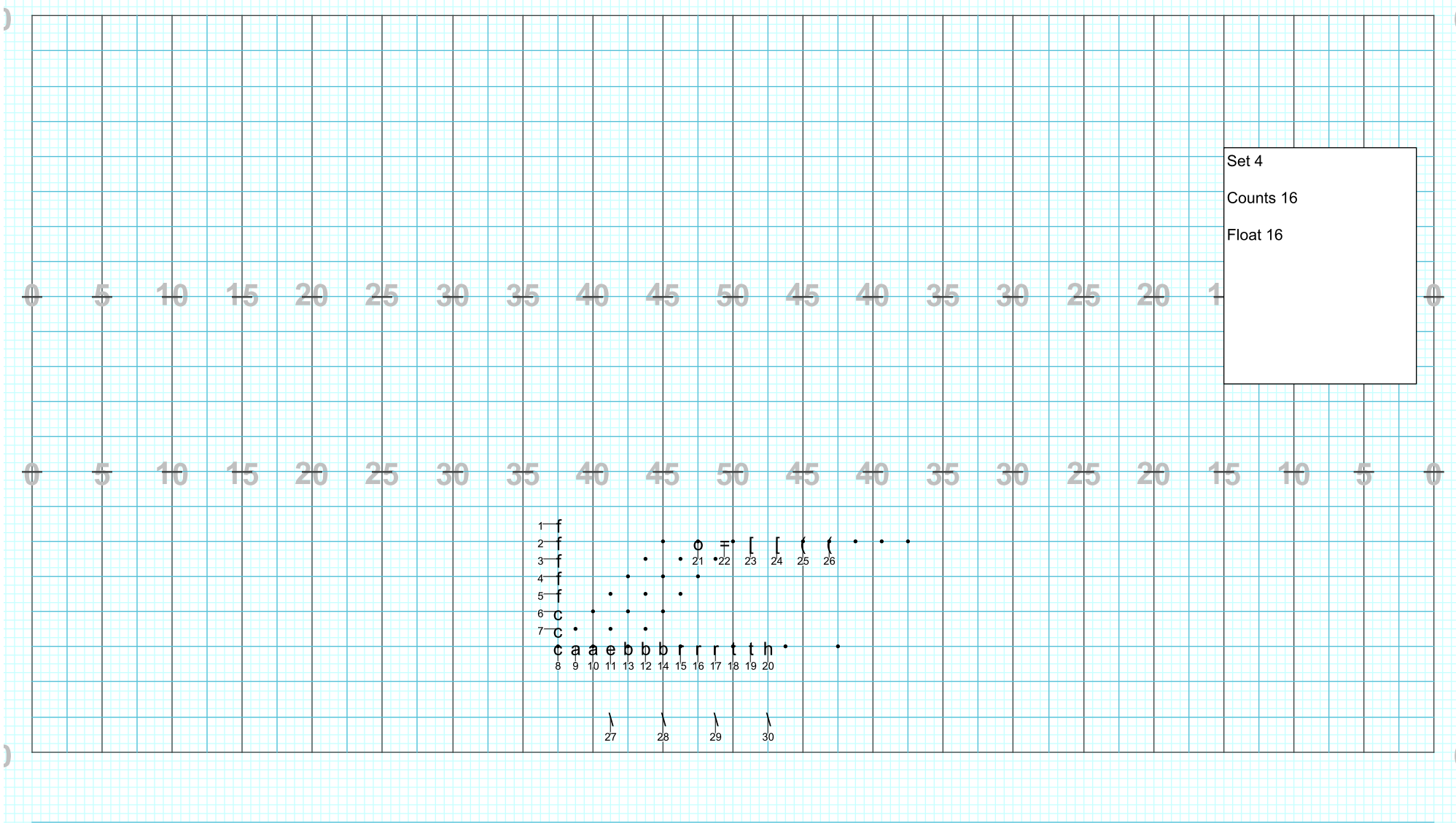
Set 3
Counts 32
Float 16
Hold 16

0 5 10 15 20 25 30 35 40 45 50 45 40 35 30 25 20 15 10 5 0

0 5 10 15 20 25 30 35 40 45 50 45 40 35 30 25 20 15 10 5 0

f 1 21 14
o 2
b 12 15
f 3 13 16
e 4 11 17
a 5 10 18
t 6 9 20
c 7 8
h 27
= 22 23 24 25 26
[28
[29
(30

Director Viewpoint



Director Viewpoint

Set 5
Counts 16
Float 16

0 5 10 15 20 25 30 35 40 45 50 45 40 35 30 25 20 15 10 5 0

0 5 10 15 20 25 30 35 40 45 50 45 40 35 30 25 20 15 10 5 0

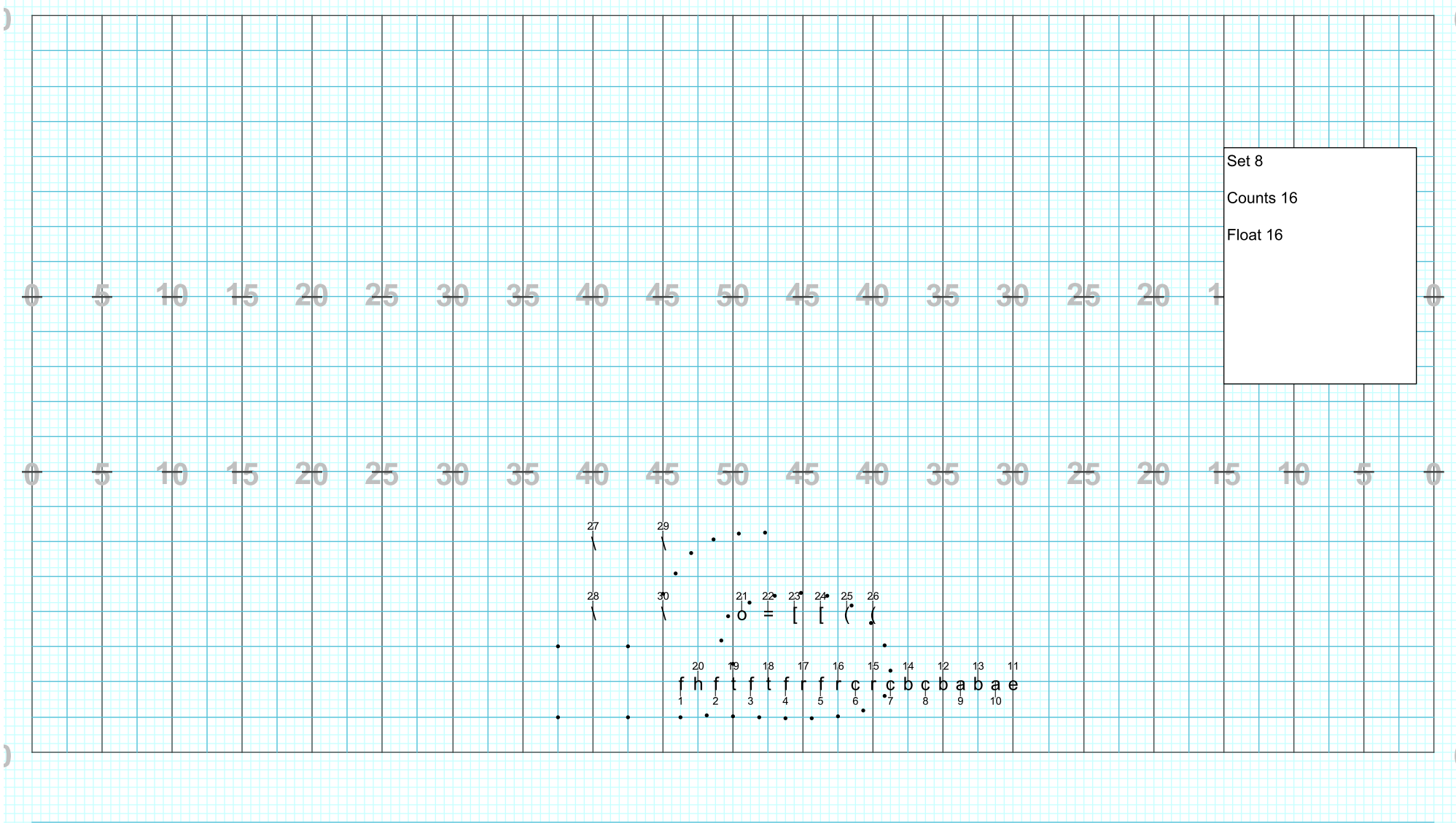
f 4 3 2 1 21 22 23 24 25 26
f f f f f f f f f f f f f f
C 6
c c a a e b b r h t
27 28 29 30 20 19 18 17

Director Viewpoint

Director Viewpoint

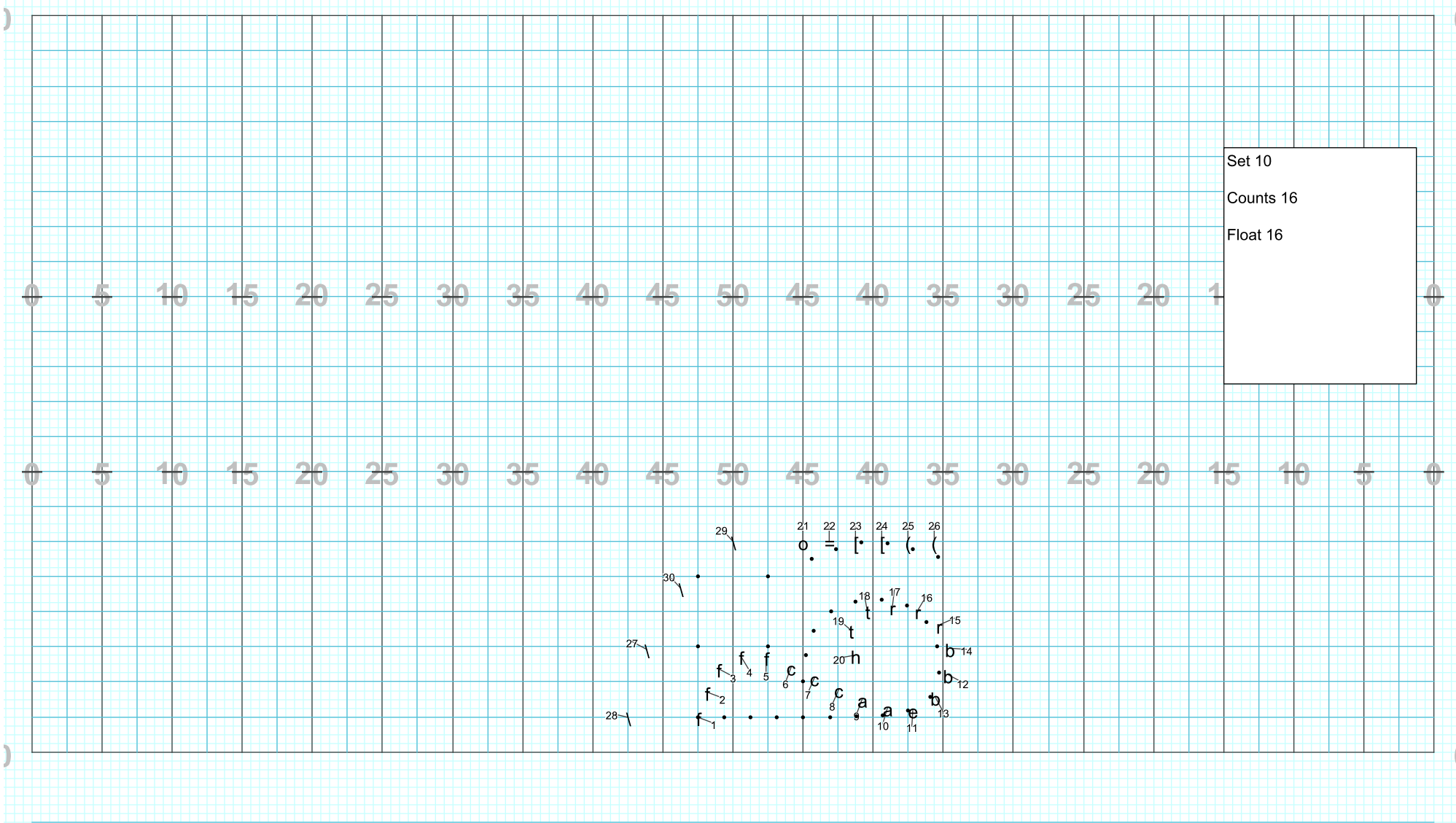
The image shows a large grid for a band drill. The grid is 20 units wide and 16 units high. The top two rows are labeled with numbers 0, 5, 10, 15, 20, 25, 30, 35, 40, 45, 50, 45, 40, 35, 30, 25, 20, 15, 10, 5, 0. The bottom two rows are labeled with musical notes: a, a, e, b, b, b, b, b, b, b, b, b, b, b, b, b, b, b, b, b. The musical notation includes notes, stems, beams, and dynamic markings like 'f' and 'c'. Numbers 1 through 30 are placed at various points on the grid, likely indicating the position of a band member. The grid is set against a light blue background with a fine grid pattern.

Director Viewpoint

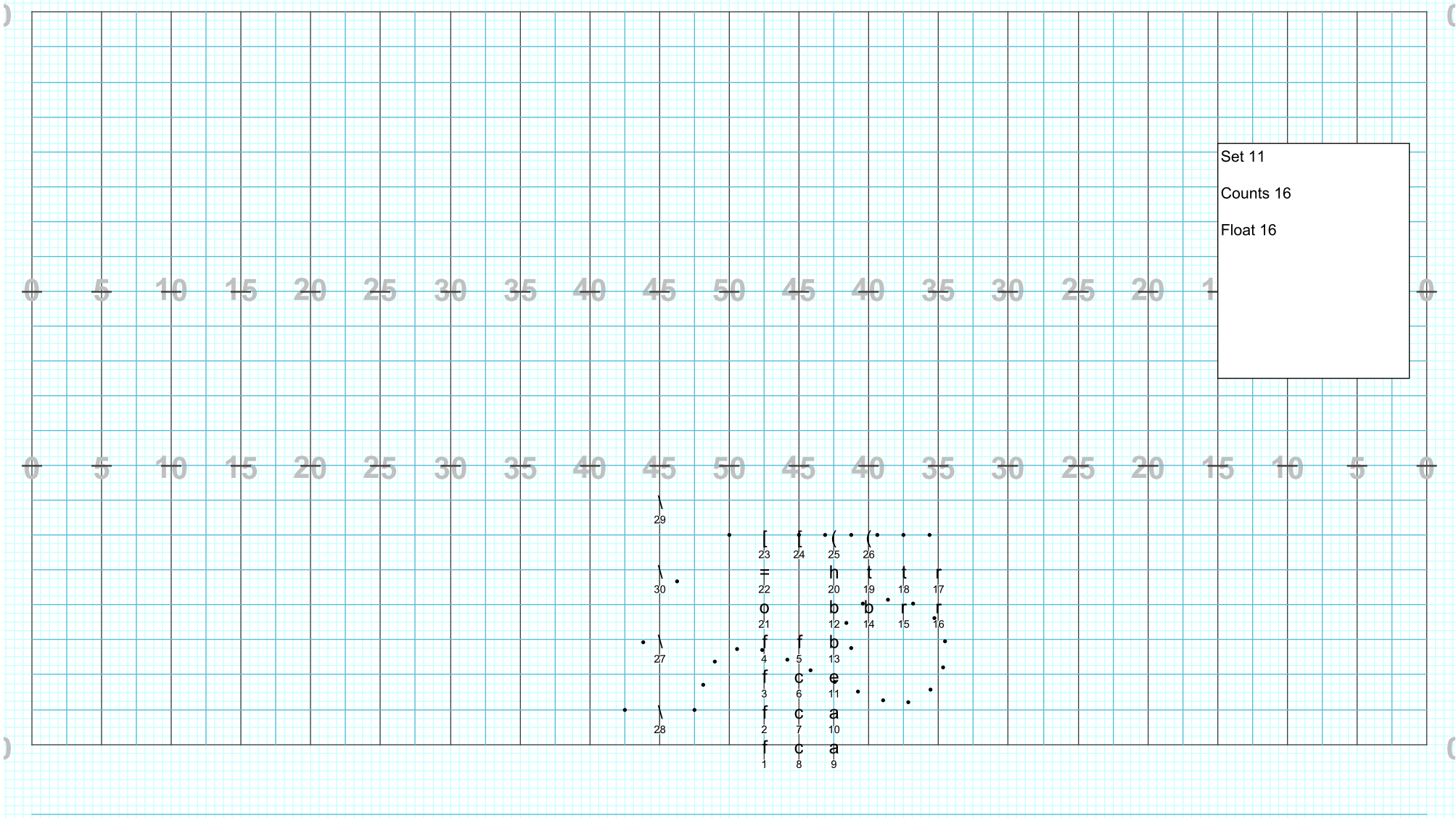


Director Viewpoint

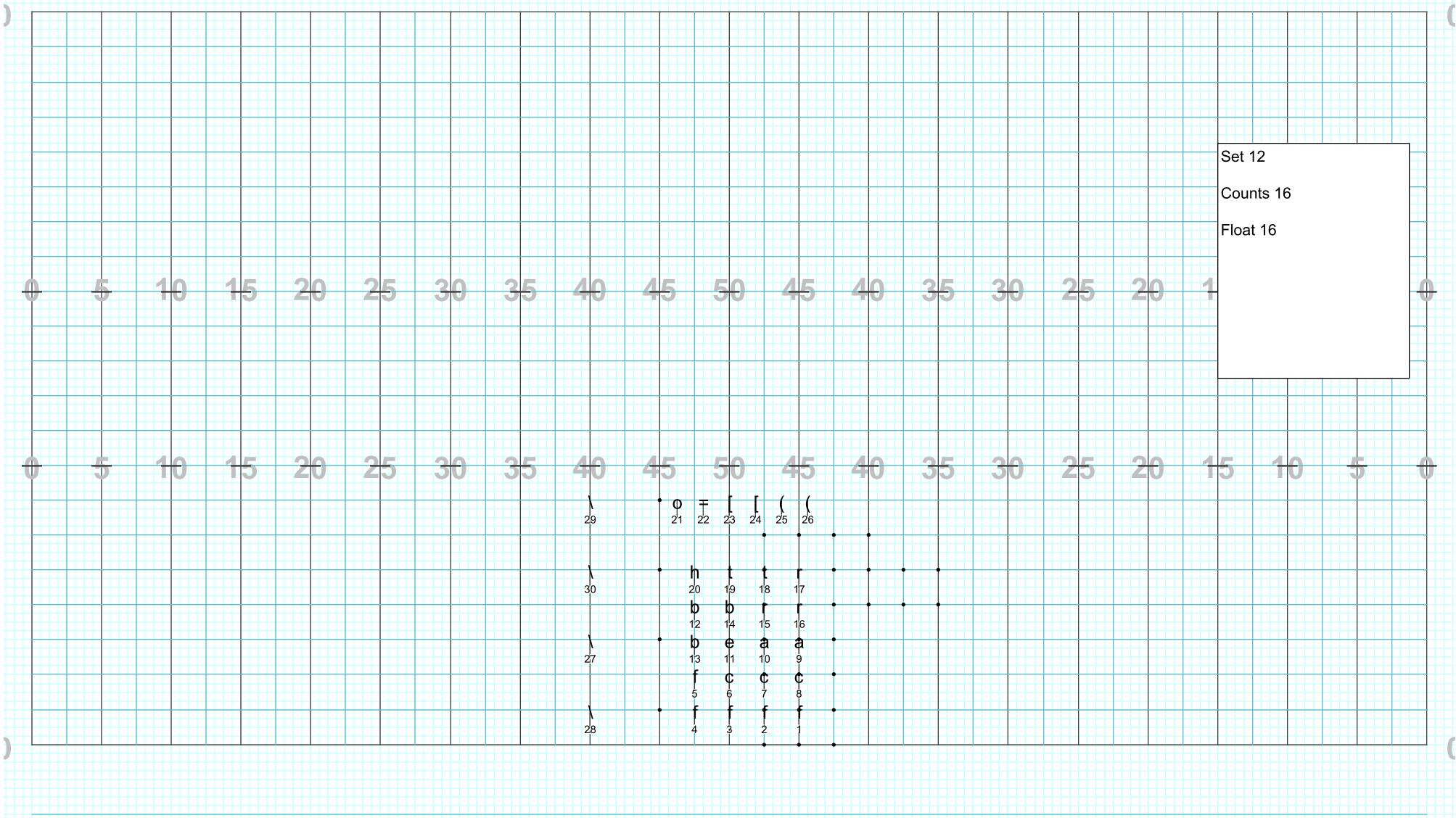
Director Viewpoint



Director Viewpoint



Director Viewpoint



Director Viewpoint

Director Viewpoint